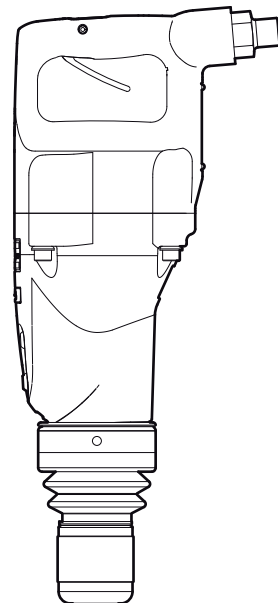


Spare parts list

Handheld pneumatic pick hammers

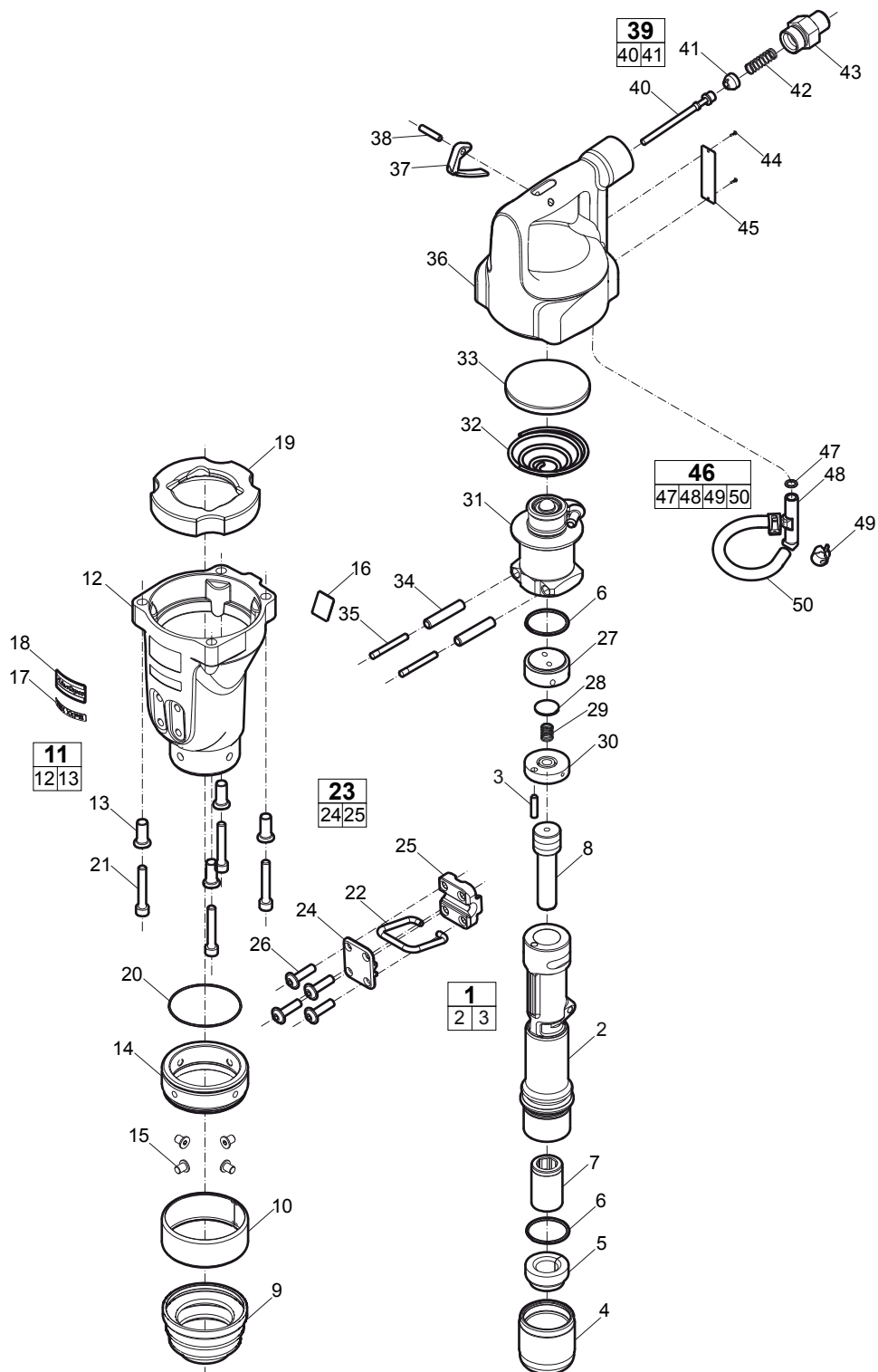


Contents

Spare parts list.....	4
TEX 05PE.....	4
Working tools.....	6
Hexagon 19 x 50 mm (¾" x 2").....	6
Hexagon ¾" x 2" (19 x 50 mm).....	6
Accessories.....	7
Breaker and hammer AIR-OIL.....	7

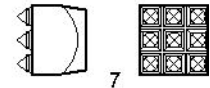
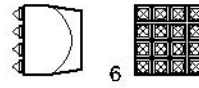
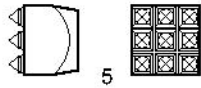
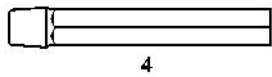
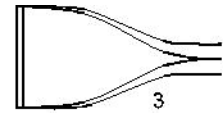
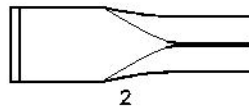
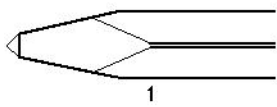
Spare parts list

TEX 05PE

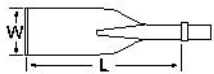


No.	Description	Remark	Quantity	Part number
1(2-3)	Cylinder, complete		1	3310 1591 80
2	Cylinder		1	-
3	Pipe		1	3310 1186 00
4	Cap		1	3310 1439 00
5	Buffer		1	3310 1440 00
6	O-ring		2	0663 9191 00
7	Chuck	H19 x 50	1	3310 1183 00
8	Piston		1	3310 1603 00
9	Bellow		1	3310 1431 00
10	Ring		1	3310 1432 00
11(12-13)	Silencer, complete		1	3310 1433 80
12	Silencer		1	-
13	Bush		4	3310 1597 00
14	Front ring		1	3310 1451 00
15	Screw hexagon socket		4	0215 0006 35
16	Sound label		1	-
17	Label	Tex 05PE	1	3310 1553 05
18	Plate		1	0690 1354 00
19	Buffer ring		1	3310 1593 00
20	O-ring	Ø72 x 2 mm NBR 70 SHA	1	0663 9279 00
21	Screw	MC6S M8 x 50 - 8.8 FZB	4	0211 1330 03
22	Link		1	3310 1430 00
23(24-25)	Bearing, complete		1	3310 1428 80
24	Upper plate		1	-
25	Lower plate		1	-
26	Screw hexagon socket		4	0215 0006 36
27	Valve housing		1	3310 1589 80
28	Main valve		1	3310 1181 00
29	Spring		1	3310 1605 00
30	Cover		1	3310 1588 00
31	Back cover		1	3310 1587 91
32	Spring		1	3310 1435 00
33	Spring seat		1	3310 1594 00
34	Bushing insert		2	3310 1598 00
35	Pin		2	3310 1601 00
36	Back head		1	3310 1438 00
37	Trigger		1	3310 1421 00
38	Spiral pin		1	0108 3328 00
39(40-41)	Valve stem, complete		1	3310 1281 80
40	Valve stem		1	-
41	Inlet valve		1	3310 1135 00
42	Spring		1	3310 1130 00
43	Nipple		1	3310 1595 00
44	Screw		2	0244 4144 00
45	Data plate		1	-
46(47-50)	Hose, complete		1	3310 1596 90
47	O-ring		1	0663 2115 44
48	Inlet nipple		1	-
49	Hose clip		2	0347 0102 04
50	Hose		1	-

Working tools

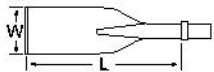


Hexagon 19 x 50 mm ($\frac{3}{4}$ " x 2")



No.	Description	W (mm)	L (mm)	Part number
1	Moil point	-	240	3083 3220 00
		-	440	3083 3221 00
2	Narrow chisel	-	240	3083 3222 00
		-	440	3083 3223 00
3	Wide chisel	60	190	3083 3224 00
4	Shaft for bush hammer	-	80	3083 3225 00
5	Bush hammer, TC head	40	-	3083 3226 00
6	Bush hammer, TC head	40	-	3083 3227 00
7	Bush hammer, steel head	32	-	3083 4163 00

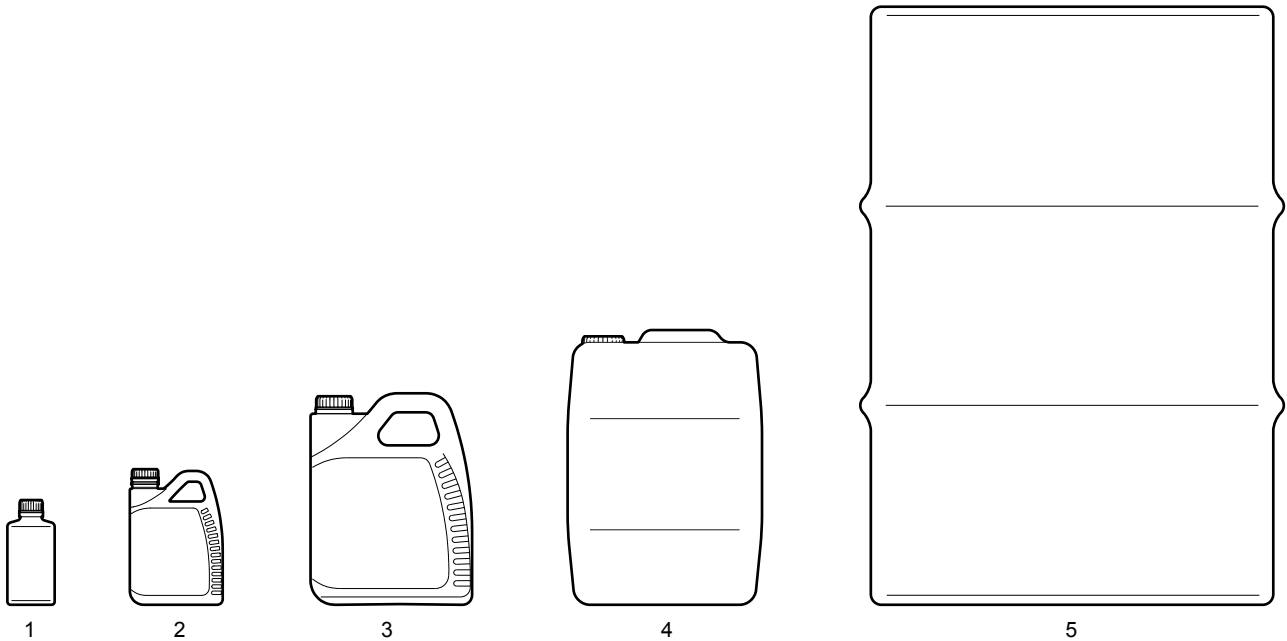
Hexagon $\frac{3}{4}$ " x 2" (19 x 50 mm)



No.	Description	W (in.)	L (in.)	Part number
1	Moil point	-	9½	3083 3220 00
		-	17	3083 3221 00
2	Narrow chisel	-	9½	3083 3222 00
		-	17	3083 3223 00
3	Wide chisel	2¾	7½	3083 3224 00
4	Shaft for bush hammer	-	3⅝	3083 3225 00
5	Bush hammer, TC head	1½	-	3083 3226 00
6	Bush hammer, TC head	1½	-	3083 3227 00
7	Bush hammer, steel head	1¼	-	3083 4163 00

Accessories

Breaker and hammer AIR-OIL



No.	Description	Remark	Quantity	Part number
1	Breaker and hammer AIR-OIL	0.2 l (0.040 gallon)	1	8099 0202 40
2	Breaker and hammer AIR-OIL	1 l (0.22 gallon)	1	8099 0202 36
3	Breaker and hammer AIR-OIL	5 l (1.1 gallon)	1	8099 0202 02
4	Breaker and hammer AIR-OIL	20 l (4.4 gallon)	1	8099 0202 15
5	Breaker and hammer AIR-OIL	208 l Drum (46 gallon)	1	8099 0202 28

